

**Angle Pattern Thermostatic Radiator Valve Vertical or horizontal mounting (15mm)**

**GENERAL INFORMATION**

Size	Pattern No.	Box Qty	Code	Barcode	Price (£) ex VAT
8mmx1/2	Angle Pattern TRV	1	632001	5013866012099	£22.62
10mmx1/2	Angle Pattern TRV	1	632002	5013866012105	£22.62
15mmx1/2	Angle Pattern TRV	1	632003	5013866012112	£22.62

**DIMENSIONS (mm)**

Code	Description	A	B	C
632001	8MMX1/2 CP TERRIER II TRV	61	130	26
632002	10MMX1/2 CP TERRIER II TRV	61	130	26
632003	15MMX1/2 CP TERRIER II TRV	61	130	26

**PRESSURE & TEMPERATURE**

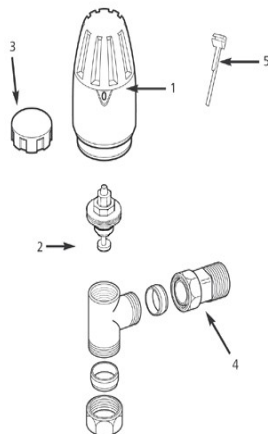
TRV	Minimum Operating Pressure (bar)	Maximum Cold Working Pressure (bar)	Maximum Hot Working Pressure (bar)
8MMX1/2 CP TERRIER II TRV	No Minimum Operating Pressure	10.0 bar at temperatures up to 120°C	Not Suitable for Maximum Hot Working Pressure

**MATERIAL SPECIFICATIONS**

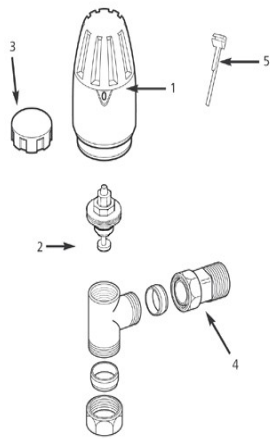
Number	Component	Material
1	Body	Forged Brass Chrome Plated
2	Head	Brass Bar
3	Gland	Brass Bar
4	Flow Spindle	Stainless Steel
5	Capnut	Forged Brass Chrome Plated
6	Cone	Brass Bar
7	Adaptor	Brass Bar Chrome Plated
8	Thermal Head Cover/Body	ABS
9	Thermal Head Element/Housing	Noryl

**SPARES**

**Angle Pattern TRV - Size - 8mmx1/2**

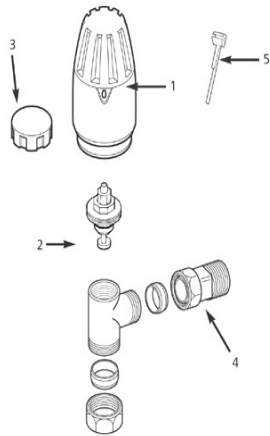


Spare Key	Description	Code	Barcode	Date From	Date To	Price (£) ex VAT
1	TH1 THERMAL HEAD - DISCONTINUED	841054	5013866059056	January 01 1990	April 10 2009	£0.00
1	TH2 THERMAL HEAD	850685	5013866061813	June 01 1998	April 10 2009To Current	£23.30
2	HK68 COMPLETE CARTRIDGE 1/2	850935	5013866063299	June 01 1998	April 10 2009To CurrentTo Current	£17.63
3	DC4 DUST CAP	841052	5013866059049	January 01 1990	May 31 1998	£6.70
3	DC4 DUST CAP	841052	5013866059049	June 01 1998	May 31 1998To Current	£6.70
4	TP1CP CHROME TAIL PIPE	841006	5013866059001	January 01 1990	May 31 1998	£9.85
4	TP1CP CHROME TAIL PIPE	841006	5013866059001	June 01 1998	May 31 1998To Current	£9.85
5	LP7 LOCKING PIN (PACK OF 2)	850888	5013866062926	All variations		£0.86



### Angle Pattern TRV - Size - 10mmx1/2

Spare Key	Description	Code	Barcode	Date From	Date To	Price (£) ex VAT
1	TH2 THERMAL HEAD	850685	5013866061813	June 01 1998	To Current	£23.30
1	TH1 THERMAL HEAD - DISCONTINUED	841054	5013866059056	January 01 1990	April 10 2009	£0.00
2	HK68 COMPLETE CARTRIDGE 1/2	850935	5013866063299	June 01 1998	April 10 2009To Current	£17.63
3	DC4 DUST CAP	841052	5013866059049	January 01 1990	May 31 1998	£6.70
3	DC4 DUST CAP	841052	5013866059049	June 01 1998	May 31 1998To Current	£6.70
4	TP1CP CHROME TAIL PIPE	841006	5013866059001	June 01 1998	May 31 1998To Current	£9.85
4	TP1CP CHROME TAIL PIPE	841006	5013866059001	January 01 1990	May 31 1998	£9.85
5	LP7 LOCKING PIN (PACK OF 2)	850888	5013866062926	All variations		£0.86



### Angle Pattern TRV - Size - 15mmx1/2

Spare Key	Description	Code	Barcode	Date From	Date To	Price (£) ex VAT
1	TH1 THERMAL HEAD - DISCONTINUED	841054	5013866059056	January 01 1990	April 10 2009	£0.00
1	TH2 THERMAL HEAD	850685	5013866061813	June 01 1998	April 10 2009To Current	£23.30
2	HK68 COMPLETE CARTRIDGE 1/2	850935	5013866063299	June 01 1998	April 10 2009To CurrentTo Current	£17.63
3	DC4 DUST CAP	841052	5013866059049	June 01 1998	April 10 2009To CurrentTo Current	£6.70
3	DC4 DUST CAP	841052	5013866059049	January 01 1990	May 31 1998	£6.70
4	TP1CP CHROME TAIL PIPE	841006	5013866059001	January 01 1990	May 31 1998	£9.85
4	TP1CP CHROME TAIL PIPE	841006	5013866059001	June 01 1998	May 31 1998To Current	£9.85
5	LP7 LOCKING PIN (PACK OF 2)	850888	5013866062926	All variations		£0.86

### CARE & MAINTENANCE

#### Care

The TRV can be easily cleaned with a soft damp cloth wiping over the handle (plastic) and valve body.

#### Maintenance

No maintenance is required for this product. When removing the TRV head for decorating or replacement purposes, turning the head setting to "5", this enables an easier removal. A manual shut off cap is provided with the product to protect the valve whilst any surrounding maintenance work is undertaken.

For any further help or replacement parts please contact the Service Support Team on: 0800 1560050.

### REGULATIONS

#### Regulations

Terrier thermostatic radiator valves are approved to EN 215. For valves with compression connections, the connections are approved to BS EN1254-2; threaded connections comply with BS 21 or BS 2779.

They are designed for use only in an indirect open-vented or sealed water-filled central heating and/or indirect hot water system and for no other purpose.

They must be used within the pressure and temperature limits stated in the technical information table below.

Operating Conditions	Maximum
System Water Temperature (at 5bar)	120°C
Operating pressure (at 65°C)	10 bar

Under no circumstances must they be used in systems containing liquids or solutions other than water. The only exception is the addition of a proprietary central heating corrosion inhibitor, cleaner or anti-freeze to the system water in accordance with the manufacturer's instructions.

Terrier heating controls are manufactured to a strict quality assurance system in accordance with ISO 9000: 2001.

### GUARANTEE

#### Thermostatic and Manual Radiator Valves

#### Pegler Yorkshire Customcare 5 Year Guarantee - Terms & Conditions

Products are subject to a 5 year guarantee that is between Pegler Yorkshire and the final purchaser of the product.

The guarantee is subject to proof of purchase being supplied.

This guarantee does not affect any statutory rights the consumer may have in law.

The guarantee covers manufacturing or material defects and is not applicable where the product is fitted contrary to conditions of use in our literature.

The guarantee is subject to the following limitations:

1. The valves are designed for use only in an indirect open-vented or sealed water-filled central heating and/or indirect hot water system and for no other purpose.
2. They must be used within the pressure and temperature limits stated in the technical information table below.

Operating Conditions (Maximum)

System Water Temperature (at 5bar) : 120 °C

Operating pressure (at 65 oC) :10 bar

3. Under no circumstances must they be used to in systems containing liquids or solutions other than water. The only exception is the addition of a proprietary central heating corrosion inhibitor, cleaner or anti-freeze to the system water in accordance with the manufacturer's instructions.

4. Damage caused by abusive behaviour and accidental damage to the product are not covered by this guarantee

The extent of Pegler Yorkshire liability is limited to the cost of the replacement of the defective item and not to fitting or consequential damages.

## APPROVALS



Kitemarked BS EN 215