




FOR THAT HIGHER SPECIFICATION REQUIREMENT, OPTIONAL TOP GRILLES AND END PANELS ARE AVAILABLE FOR A TRULY STYLISH FINISHING TOUCH.



ROBUST, BUT PRACTICAL PACKAGING PROTECTS THE RADIATOR DURING STORAGE, TRANSIT AND INSTALLATION, COMPLETE WITH FITTINGS AND COLOUR CODED LABELS FOR EASY IDENTIFICATION.



FOR EASY CALCULATIONS AND GREATER ACCURACY OF SIZING THE STELRAD STARS HEAT LOSS AND DESIGN PROGRAMS ARE AVAILABLE. CALL 0800 318 680 FOR FURTHER INFORMATION.



For the very latest copy of any of our literature for specification purposes please visit www.stelrad.com where you will be able to download the relevant information in pdf format



the Stelrad elite

Cl/Sfb			
	56		



More Choice, Superb Quality, Extra Performance. The Perfect Solution for Naked Radiator Applications.

EXTRA PERFORMANCE TO GUARANTEED STANDARDS

The UK's most popular radiator has received substantial investment to provide increased quality and performance. Which means that the Stelrad Elite now offers improved outputs, for exceptional heating performance.

Strictly controlled independent laboratory testing ensures that all Stelrad Elite radiators are guaranteed to perform to a maximum working pressure of 116 psi (8 bar) and conform to BS EN 442 – the European Standard for radiators.

As a measure of the all round dependable quality and performance, the Stelrad Elite comes complete with a 10 year Manufacturer's Warranty.

MORE CHOICE FOR APPLICATION FLEXIBILITY

A range of 216 models provides extra sizing flexibility to cover a multitude of application requirements.

Four heights, with increments from as little as 100mm, with the longest length at 3000mm, the range also includes one of the smallest stock radiators on the market at just 400mm long, as well as one of the slimmest double panel radiators at just 77mm wide.

Flexibility of installation doesn't just mean greater choice of sizing either. There are specifically designed accessories to ensure that situations such as tiled walls can be overcome using items such as floor standing brackets.

SUPERB QUALITY FROM DESIGN TO INSTALLATION

The Stelrad Elite is manufactured from the most sophisticated production resources in Europe, under ISO 9000 in the UK.

Symmetrical convectors allow radiator mounting either way up. TBOE connection is offered as an important facility in commercial applications and to ensure greater efficiency and economy, the convectors are precision welded directly onto the waterways.

All tappings are perfectly aligned, with best quality nickel-plated plugs and vents, incorporating


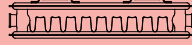
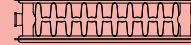

high quality EPDM 'O' rings. High definition pressings ensure smooth edges and corners and the perfect, run free, two-coat paint finish is a warm white to blend with all styles of décor. All wrapped up in a newly designed, robust but practical packaging to provide a product of distinction with nationwide availability.



Stelrad Elite Technical Data & Dimensions

Note: Products over 2m long and all P1s are produced to order.

Outputs at Operating Temperature 75/65/20°C

KI		P+		K2		PI	
							

HEIGHT	LENGTH (Approx)		SECTION	KI		P+		K2		PI	
	mm	in		Watts	Btu/hr	Watts	Btu/hr	Watts	Btu/hr	Watts	Btu/hr
300	500	19.7	15	259	882	388	1324	506	1726	-	-
	1000	39.4	30	517	1764	776	2648	1012	3453	-	-
	1500	59.1	45	776	2646	1164	3972	1518	5179	-	-
	2000	78.7	60	1034	3528	1552	5295	2024	6906	-	-
	2500	98.4	75	1293	4410	1940	6619	2530	8632	-	-
	3000	118.1	90	1551	5292	2328	7943	3036	10359	-	-
450	400	15.7	12	307	1048	442	1509	564	1923	190	650
	500	19.7	15	384	1310	553	1887	705	2404	238	812
	600	23.6	18	461	1572	664	2264	845	2885	286	974
	700	27.6	21	538	1834	774	2642	986	3365	333	1137
	800	31.5	24	614	2096	885	3019	1127	3846	381	1299
	900	35.4	27	691	2358	995	3396	1268	4327	428	1462
	1000	39.4	30	768	2620	1106	3774	1409	4808	476	1624
	1100	43.3	33	845	2882	1217	4151	1550	5288	-	-
	1200	47.2	36	922	3144	1327	4528	1691	5769	571	1949
	1400	55.1	42	1075	3669	1548	5283	1973	6731	666	2274
	1600	63.0	48	1229	4193	1770	6038	2254	7692	762	2599
	1800	70.9	54	1382	4717	1991	6793	2536	8654	-	-
	2000	78.7	60	1536	5241	2212	7547	2818	9615	952	3248
	2200	86.6	66	1690	5765	2433	8302	3100	10577	-	-
	2400	94.5	72	1843	6289	2654	9057	3382	11538	1142	3898
	2600	102.4	78	1997	6813	2876	9812	3663	12500	-	-
	2800	110.2	84	2150	7337	3097	10566	3945	13461	-	-
	3000	118.1	90	2304	7861	3318	11321	4227	14423	-	-
600	400	15.7	12	400	1365	564	1923	711	2427	244	833
	500	19.7	15	500	1706	705	2404	889	3033	305	1041
	600	23.6	18	600	2047	845	2885	1067	3640	366	1249
	700	27.6	21	700	2388	986	3365	1245	4247	427	1457
	800	31.5	24	800	2730	1127	3846	1422	4853	488	1665
	900	35.4	27	900	3071	1268	4327	1600	5460	549	1873
	1000	39.4	30	1000	3412	1409	4808	1778	6067	610	2081
	1100	43.3	33	1100	3753	1550	5288	1956	6673	-	-
	1200	47.2	36	1200	4094	1691	5769	2134	7280	732	2498
	1400	55.1	42	1400	4777	1973	6731	2489	8493	854	2914
	1600	63.0	48	1600	5459	2254	7692	2845	9706	976	3330
	1800	70.9	54	1800	6142	2536	8654	3200	10920	-	-
	2000	78.7	60	2000	6824	2818	9615	3556	12133	1220	4163
	2200	86.6	66	2200	7506	3100	10577	3912	13346	-	-
	2400	94.5	72	2400	8189	3382	11538	4267	14560	1464	4995
	2600	102.4	78	2600	8871	3663	12500	4623	15773	-	-
	2800	110.2	84	2800	9554	3945	13461	4978	16986	-	-
	3000	118.1	90	3000	10236	4227	14423	5334	18200	-	-
700	400	15.7	12	457	1559	639	2180	804	2745	-	-
	500	19.7	15	571	1948	799	2724	1006	3431	-	-
	600	23.6	18	685	2338	958	3269	1207	4117	-	-
	700	27.6	21	799	2728	1118	3814	1408	4803	-	-
	800	31.5	24	914	3117	1278	4359	1609	5489	-	-
	900	35.4	27	1028	3507	1437	4904	1810	6175	-	-
	1000	39.4	30	1142	3897	1597	5449	2011	6862	-	-
	1100	43.3	33	1256	4286	1757	5994	2212	7548	-	-
	1200	47.2	36	1370	4676	1916	6539	2413	8234	-	-
	1400	55.1	42	1599	5455	2236	7629	2815	9606	-	-
	1600	63.0	48	1827	6234	2555	8718	3218	10978	-	-
	1800	70.9	54	2056	7014	2875	9808	3620	12351	-	-
	2000	78.7	60	2284	7793	3194	10898	4022	13723	-	-
	2200	86.6	66	2512	8572	3513	11988	4424	15095	-	-
	2400	94.5	72	2741	9352	3833	13078	4826	16468	-	-
	2600	102.4	78	2969	10131	4152	14167	5229	17840	-	-
	2800	110.2	84	3198	10910	4472	15257	5631	19212	-	-
	3000	118.1	90	3426	11690	4791	16347	6033	20585	-	-

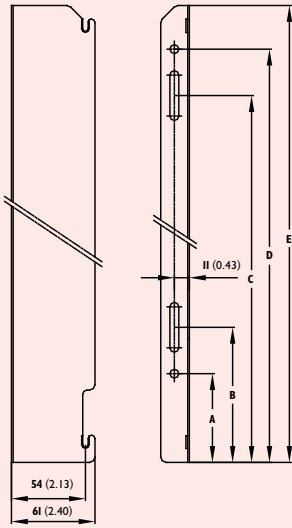
EN 442 Certification Data – HLK tested in accordance with BS EN 442

Type	KI				P+				K2				PI			
Height	300	450	600	700	300	450	600	700	300	450	600	700	300	450	600	700
W/m at 75/65/20	517	768	1000	1142	776	1106	1409	1597	1012	1409	1778	2011	338	476	610	699
n-coefficients	1.31	1.30	1.29	1.29	1.33	1.33	1.33	1.34	1.33	1.33	1.23	1.34	1.28	1.30	1.31	1.32
Heated Surface Area (m2)	2.09	3.37	4.66	5.51	2.44	3.84	5.24	6.18	3.51	5.62	7.74	9.15	0.68	1.03	1.37	1.60
Weight (kg/m)	8.38	13.34	18.30	21.33	13.71	21.31	28.90	33.50	15.90	24.80	33.70	39.13	6.17	9.25	12.33	14.19
Water Contents (l/m)	1.89	2.57	3.25	3.77	3.70	5.15	6.60	7.63	3.70	5.15	6.60	7.63	1.89	2.57	3.25	3.77

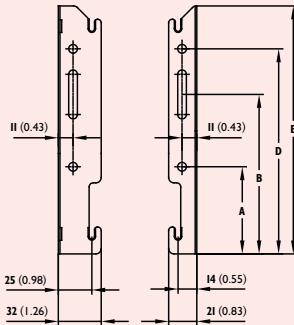


Mounting Brackets

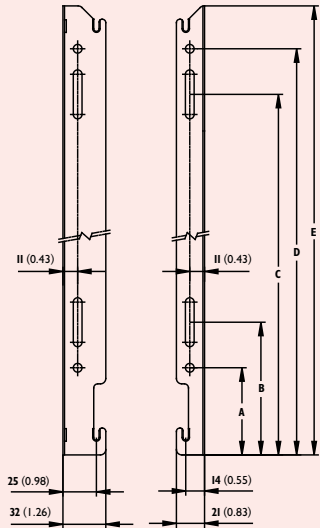
All dimensions in mm. Inches in brackets



PI



**KI, P+ and K2
(300mm)**

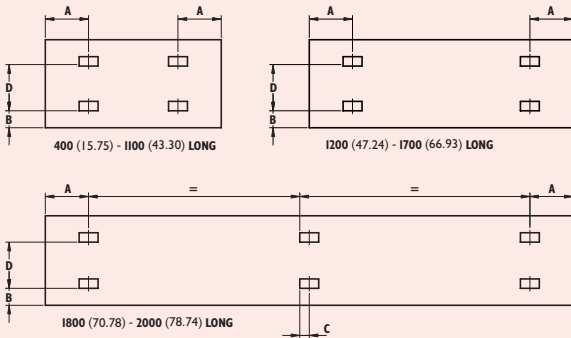


**KI, P+ and K2
(Over 300mm)**

	DIMENSIONS mm (in)			
	700 (27.56)	600 (23.62)	450 (17.72)	300 (11.81)
A	65 (2.56)	65 (2.56)	65 (2.56)	65 (2.56)
B	99 (3.90)	99 (3.90)	99 (3.90)	119 (4.69)
C	519 (20.43)	419 (16.50)	269 (10.59)	-
D	553 (21.77)	453 (17.83)	303 (11.93)	153 (6.02)
E	585 (23.03)	485 (19.09)	335 (13.19)	185 (7.28)

K1, P+, K2 and P1 Lug Positions

All dimensions in mm. Inches in brackets

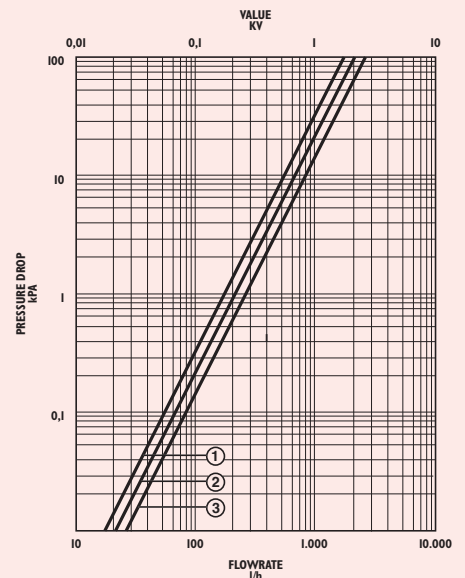


	PI, P+ & K2 mm (in)
A	133 (5.24)
B	60 (2.36)

	KI mm (in)	
A	400mm	117 (4.61)
A	500 - 3000mm	150 (5.91)
B	400 - 3000mm	60 (2.36)
C	1800 - 3000mm	17 (0.67)

Panel Height	D
300 (11.81)	155 (6.10)
450 (17.72)	305 (12.01)
600 (23.62)	455 (17.91)
700 (27.56)	555 (21.95)

Pressure Drops



- ① Type 10 (P1), 11 (K1)
- ② Type 21 (P+), 22 (K2)
- ③ Type 33 (K3)

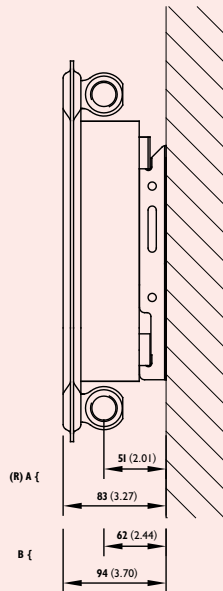
Technical Product Detail

Height	Surface (m ²) (average per section)				Volume (Litres) (average per section)				Dry Weight (kg) (average per section)			
	KI	P+	K2	PI	KI	P+	K2	PI	KI	P+	K2	PI
300	0.06196	0.08646	0.12392	0.02450	0.056	0.11	0.11	0.056	0.28	0.50	0.56	
450	0.09839	0.13444	0.19678	0.03605	0.084	0.17	0.17	0.084	0.43	0.76	0.86	0.33
600	0.13485	0.18246	0.26970	0.04761	0.097	0.19	0.19	0.097	0.58	1.02	1.16	0.44
700	0.15911	0.21442	0.31822	0.05531	0.107	0.21	0.21	0.107	0.68	1.19	1.36	0.51

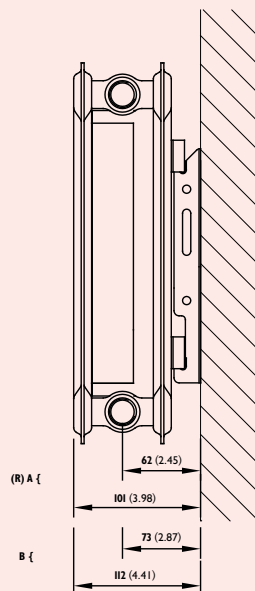
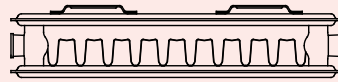
Wall Mounting Information

All dimensions in mm. Inches in brackets

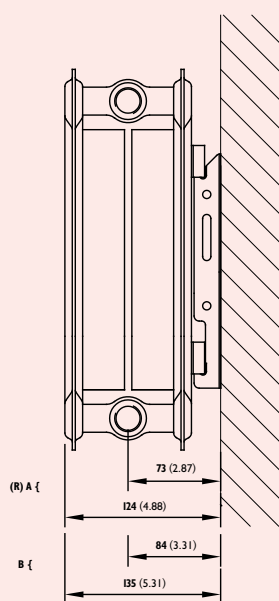
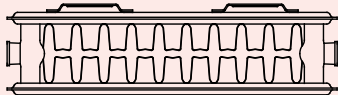
K1



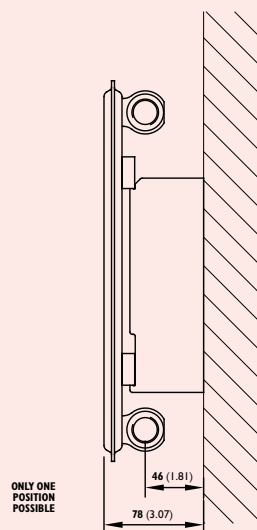
P+



K2



PI




Bracket Position


A = Closest to Wall B = Furthest from Wall (R) = Recommended Mounting Position



ALL FIXING REQUIREMENTS ARE COMPLETE WITHIN THE PACKAGING.



CONTINENTAL BRACKETS ARE AVAILABLE FOR A SECURE FIXING IN COMMERCIAL APPLICATIONS.



FLOOR STANDING BRACKETS PROVIDE A PRACTICAL SOLUTION FOR STANDARD AND TOWEL RAIL MODELS, WHERE SITUATIONS, SUCH AS TILED WALLS, CREATE INSTALLATION DIFFICULTIES.



OPTIONAL EXTENSION PIECES FOR EASY REPLACEMENT.



OPTIONAL 3/4 INCH VALVE ADAPTOR FOR CONNECTION WITHOUT PERFORMANCE REDUCTION.

TEMPERATURE TABLE

To apply the factors shown in the table below to our quoted outputs, multiply the quoted output

TEMPERATURES			
Factors for differences between mean water temperature and room temperature in °C and °F other than 50°C (90°F)			
°C		°F	
5	0.050	10	0.057
10	0.123	20	0.142
15	0.209	30	0.240
20	0.304	40	0.348
25	0.406	50	0.466
30	0.515	60	0.590
35	0.629	70	0.721
40	0.748	80	0.858
45	0.872	90	1.000
50	1.000	100	1.147
55	1.132	110	1.298
60	1.267	120	1.454
65	1.406	130	1.613
70	1.549	140	1.776
75	1.694		

by the chosen operating factor to give new output.

To apply the factor to required output, divide required output by factor to give correct radiator from the Stelrad Elite range.

TESTING AND OPERATING PRESSURES

All models are high pressure tested to withstand 152.3 psi (10.5 bar), to perform at a maximum working pressure of 116 psi (8 bar) at a maximum temperature of 95°C.

CONNECTIONS

Each Stelrad Elite radiator has 4 x 1/2 inch connections as standard. There is also a 3/4 inch valve adaptor available, which provides a 3/4 inch connector option to the valve without reducing performance.

APPLICATIONS

Elite radiators are suitable for two pipe installations. For single pipe applications, it is advisable to use diversion tees in the pipework, as this will assist in obtaining design performance from the radiators.

Although the Stelrad Elite is suitable for Microbore pipework, the back tapplings make it unsuitable for twin entry valves.

For further information and advice call Technical Support on: 01482 498663

INSTALLATION

Everything required for installation can be found within the robust packaging.

Brackets are of a strong design, with open top and deep slots, which facilitate easy and secure installation. Plastic inserts seat the radiator precisely on the bracket minimizing expansion and contraction noise.

The neat nickel-plated plug and vent provide a watertight joint, whilst complementing the superior finish.

To facilitate easy one off replacement nickel-plated brass extension pieces are also available, complete with sealing washer, in 20mm, 30mm and 40mm options.

Recommended height from the floor to the base of the radiator is 150 mm minimum. This allows adequate airflow when the radiator is placed on the bracket.

CAUTION

When designing for domestic systems we recommend that the Stelrad Elite be used only in heating systems complying with British Standard Code of Practice for Central Heating for Domestic Premises BS 5449 Part 1.

Single feed, indirect cylinders are not recommended as should interchange of water occur, fresh aerated water would enter the heating system, resulting in corrosion.

WATER TREATMENT

On completion of the installation the system should be properly flushed and filled in accordance with the British Standard Code of Practice for the Treatment of Water in Domestic Hot Water Central Heating Systems BS 7593.

This will remove flux residues and installation debris, which might promote corrosion and damage within the system.

If it is decided to apply a corrosion inhibitor to maximize the working life of the system, it should be applied in accordance with the manufacturers instructions and should be suitable for the particular metals within the system.

Further details of readily available cleansers and inhibitors can be obtained from:

Sentinel Division, BetzDearborn Limited, Foundry Lane, Widnes, WA8 8UD. Telephone: 0151 420 9595, and Alpha Fry Technologies, Tandem House, Marlowe Way, Beddington Farm Road, Croydon, CR0 4XS. Telephone: 01799 550811.

TWO COAT PAINT PROCESS

Each Stelrad Elite radiator is subjected to a multi stage cleaning process before the paint is applied. This involves several rinsing stages, including an iron phosphate and demineralization rinse.

The first coat of paint is applied by electrophoresis and the radiator is then stoved and cooled. The second powder coat, in warm white (RAL 9016) is applied and the radiator goes through a final curing stage. It is then allowed to cool prior to packaging.