



**Johnson & Starley**

# Hi-Spec J25RS E-T

## Warm Air Heater

### Gas Fired, Open Flue, Downflow Air Heater

Specially designed as a modern replacement for a wide range of room sealed and SE Duct Heaters.

### FEATURES

- **System E-T Modulating Control System**
- **Cleanflow Electronic Air Filtration Optional**
- **Range Of Optional SE Duct Fitting Kits Available**
- **Summer Air Circulation As Standard**
- **Circulator Water Heater Optional**  
*(Internally Fitted)*

**Output: HIJAN 6 = 3.3kW - 3.8kW**  
**(11,340 - 13,000 Btu/h)**



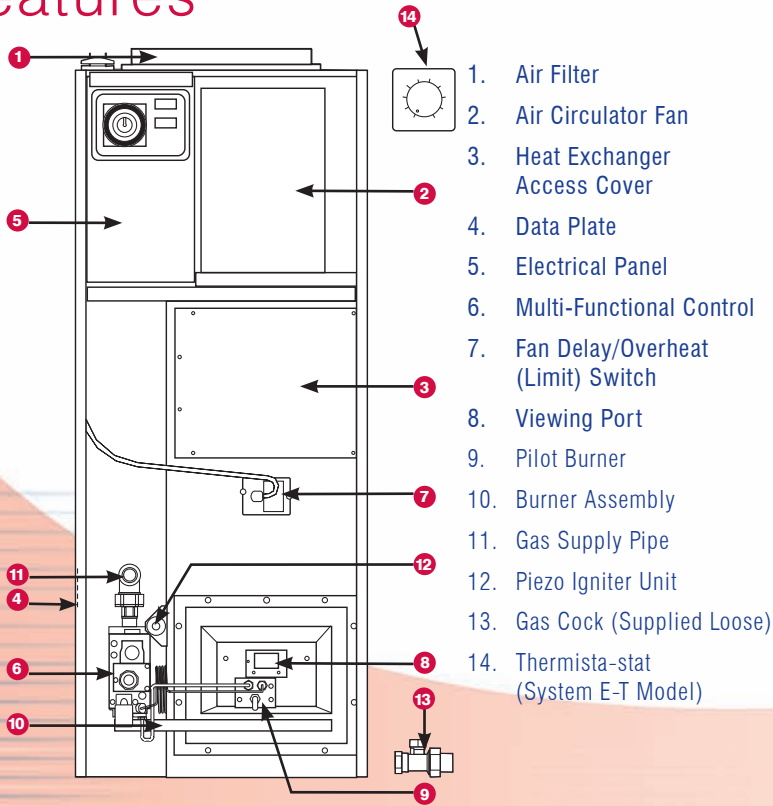
*Installation Options: Compartment*

**Fully Compliant with**  
**PART L**  
**BUILDING REGULATIONS**

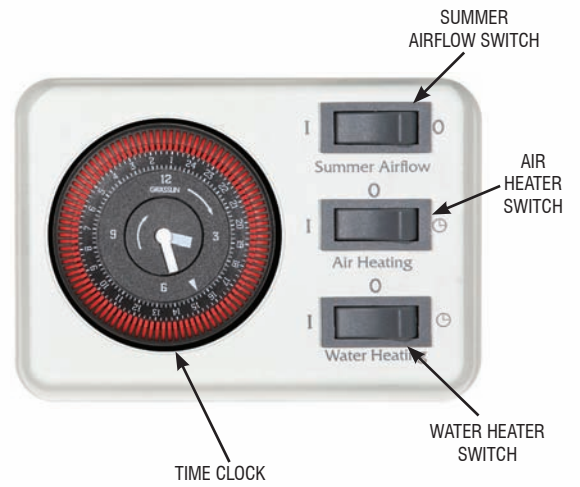
**RELIABILITY YOU CAN TRUST**

[www.johnsonandstarley.co.uk](http://www.johnsonandstarley.co.uk)

# Features



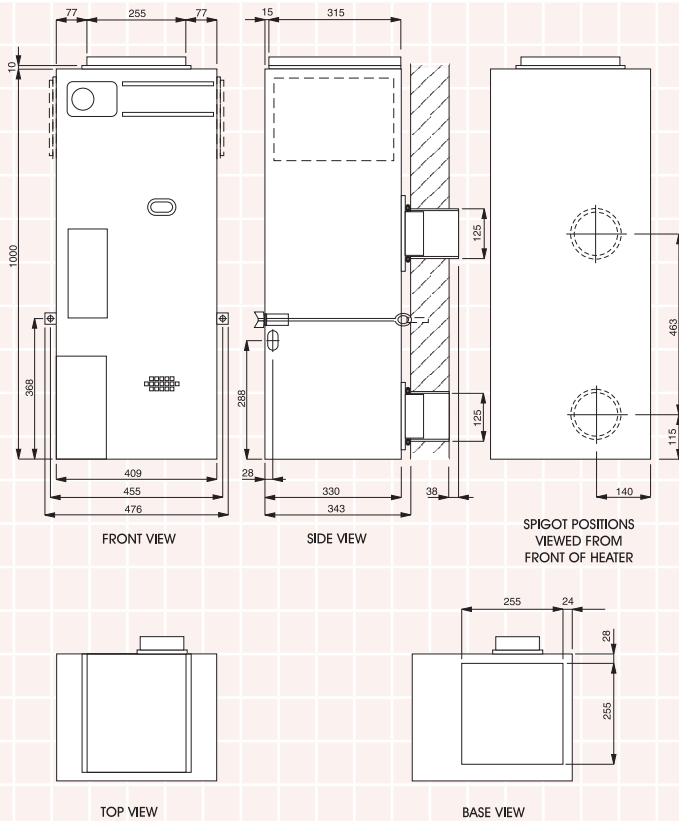
# Control Clock



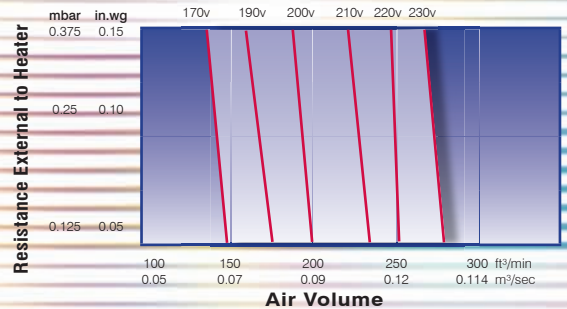
# Specifications

HI-SPEC J25RS E-T				
INPUT	kW	Btu/h	MJ/h	
Low	9.01	33,750	32.45	
High	10.22	34,880	36.8	
OUTPUT	kW	Btu/h	MJ/h	
Low	6.44	22,000	23.21	
High	7.33	25,000	2638	
WEIGHT	Air Heater		Air Heater & Water Circulator	
	Kgs	lbs	Kgs	lbs
	38.0	84	46.0	101
HIJAN 6 WATER CIRCULATOR (if fitted)				
INPUT	kW	Btu/h	MJ/h	
	4.4	18,000	15.83	
OUTPUT	kW	Btu/h	MJ/h	
	3.32	11,340	11.96	

# Dimensions



# Fan Performance Graph



**RELIABILITY YOU CAN TRUST**

Rhosili Road, Brackmills, Northampton NN4 7LZ Telephone: 01604 762881 Fax: 01604 767408

In the interests of continuous development Johnson & Starley reserve the right to change specification without prior notice.

Publication No. ZZ997-3  
August 2009