

# DHW EXPANSION VESSEL KIT

These Instructions apply to the following boilers:

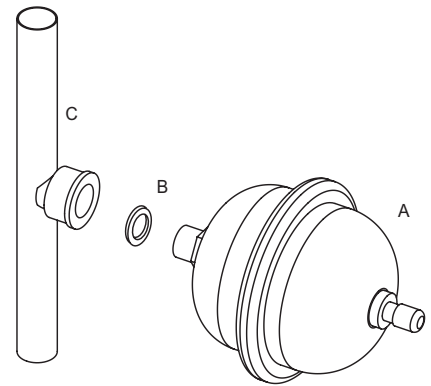
Logic Combi 24.....G.C. No. 47-348-56	Esprit HE 24 .....G.C. No. 47-348-46	evo HE C22/24 .....G.C. No. 47-348-32
Logic Combi 30.....G.C. No. 47-348-57	Esprit HE 30 .....G.C. No. 47-348-47	evo HE C22/30 .....G.C. No. 47-348-33
Logic Combi 35.....G.C. No. 47-348-58	Esprit HE 35 .....G.C. No. 47-348-48	evo HE C22/35 .....G.C. No. 47-348-34
Logic Plus 24 .....G.C. No. 47-348-65	isar HE 24 .....G.C. No. 47-348-31	Independent C24 .....G.C. No. 47-348-68
Logic Plus 30 .....G.C. No. 47-348-66	isar HE 30 .....G.C. No. 47-348-30	Independent C30 .....G.C. No. 47-348-69
Logic Plus 35 .....G.C. No. 47-348-67	isar HE 35 .....G.C. No. 47-348-29	Independent C35 .....G.C. No. 47-348-70
Logic Code Combi 26.....G.C. No. 47-348-74	isar HE24+P .....G.C. No. 47-348-43	i-mini 24 .....G.C. No. 47-348-77
Logic Code Combi 33.....G.C. No. 47-348-75	isar HE30+P .....G.C. No. 47-348-44	i-mini 30 .....G.C. No. 47-348-78
Logic Code Combi 36.....G.C. No. 47-348-76	isar HE35+P .....G.C. No. 47-348-45	

These instructions must be read in conjunction with the Installation & Servicing Instructions supplied with the boiler.

If a non-return valve is fitted into the DHW cold water inlet, provision MUST be made to accommodate the expansion of DHW contained within the appliance.

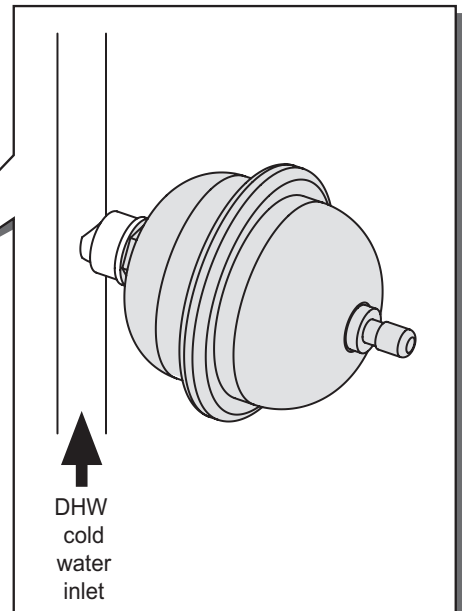
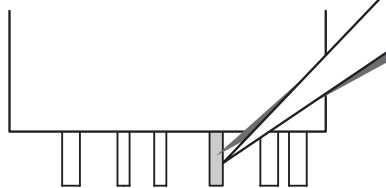
## KIT CONTENTS

- A. DHW Expansion Vessel
- B. Fibre Washer
- C. DHW Expansion Vessel Connector Pipe (G1/4 - 150mm long)
- D. These Instructions



## INSTALLING THE DHW EXPANSION VESSEL

1. Solder DHW expansion vessel connector pipe to DHW cold inlet pipe (as close to boiler as possible),
2. Remove plastic cap from DHW expansion vessel thread and discard.
3. Using washer supplied screw DHW expansion vessel onto G1/4 connector.



### DHW Expansion Vessel Notes

- Volume 160ml
- Max. operating pressure 15 bar
- Max. operating temperature 99°C
- Pre-charge pressure 3.5 bar

var9897

**ideal**

Ideal Boilers, P.O. Box 103, National Avenue, Kingston upon Hull, HU5 4JN.  
Telephone: 01482 492 251 Fax: 01482 448 858. Registration No. London 322 137.

February 2011 UIN 205425 A04



Ideal Stelrad Group pursues a policy of continuing improvement in the design and performance of its products. The right is therefore reserved to vary specification without notice.