

## TRV4 Thermostatic Heads



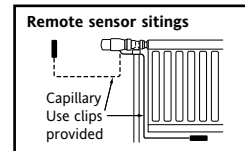
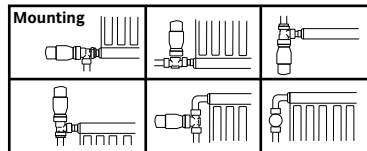
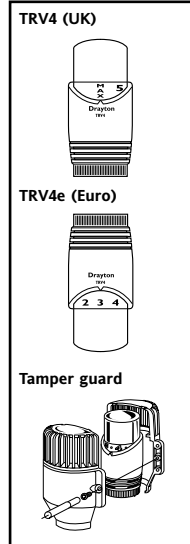
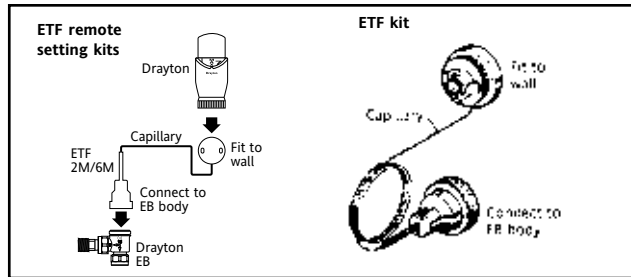
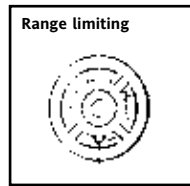
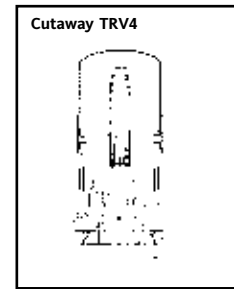
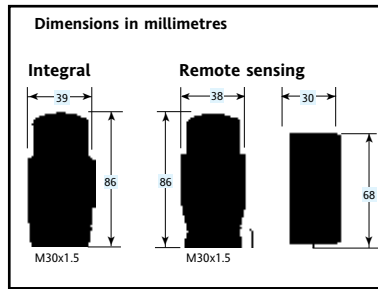
Elegant styling, accurate temperature control, high quality build and hygienic wipe clean surfaces make Drayton TRV4 the first choice with householders, specifiers and installers. The standard M30 x 1.5 connection allows this unique product to be fitted to most compact radiators and valve bodies, including the Drayton EB body range.

## TRV4 thermostatic heads

The Drayton TRV4 is manufactured in our ISO 9001 certified UK factory and is rigorously tested to conform to EN215, the CEN standard for radiator thermostats that is accepted across Europe.

### Features

- M30 x 1.5 universal type head to body connection
- Hygienic wipe clean surfaces, no dust traps
- 1/2 number 'click stop' – ideal setting aid for the elderly and poorly sighted
- Range limiting facility
- Gold plated versions
- Highly accurate liquid fill sensor
- 2m and 6m remote sensing heads
- 2m and 6m remote setting kits
- Tamper guards available
- Head and scale printing for UK installations (vertical) or Euro installations (horizontal).  
Print rotated 180° for 'E' versions



### Products in range

Product	Part no.
TRV4 Chrome	07 25 006
TRV4 Cobalt Gold	07 25 011
TRV4 2m remote	07 25 007
TRV4 6m remote	07 25 008
TRV4e Chrome	07 25 006E
TRV4e Cobalt Gold	07 25 011E
TRV4e 2m remote	07 25 007E
TRV4e 6m remote	07 25 008E
Tamper guard x 6 (with screwdriver)	07 35 269
Tamper guard x 6 (no screwdriver)	07 35 269E
ETD screwdriver	07 35 054
ETF2 remote setting kit – 2m capillary	07 55 002
ETF6 remote setting kit – 6m capillary	07 55 006

### Technical Data

Maximum Sensor Temperature	50°C
Setting numbers	Integral sensor 1 to 5 then "MAX" Remote sensor 1 to 7 then "MAX"
* Frost protection	Integral and Remote sensor below 8°C
Temperature setting range	Integral and Remote sensor 1 to max = approx 10°C to 30°C
Sensitivity	0.22mm/°C
Maximum closing force	70N
Head material	ABS
Hysteresis	Integral sensor 0.4K Remote sensor 0.6K
Water temperature influence	Integral sensor 0.8K Remote sensor 0.4K
Differential pressure influence	Integral sensor 0.15K Remote sensor 0.10K
Response time	Integral sensor 20 minutes Remote sensor 20 minutes

Note: Technical data refers to Drayton head and valve body combinations.

Available from:

**inven'sys**  
Controls

Customer Service Tel: 0845 130 5522  
Customer Service Fax: 0845 130 0622  
Technical Helpline Tel: 0845 130 7722  
Email: customer.care@invensys.com  
Website: www.draytoncontrols.co.uk



D37-6