



**Johnson & Starley**

# Hi-Spec J50

## Warm Air Heater

### Gas Fired, Open Flue, Downflow Air Heater

Specially designed for the full heating of larger houses and replacement and upgrading of earlier systems.

HI SPEC J50 is a gas fired, open flue, downflow air heater, with a range output of 11.72 - 14.65kW (40,000 - 50,000 Btu/h)

### FEATURES

- **Basic Control As Standard**
- **Modairflow Control Optional**
- **Cleanflow Electronic Air Filtration Optional**
- **TTB Flue Spillage Monitoring Device**  
*Fitted As Standard*
- **Summer Air Circulation As Standard**
- **Circulator Water Heater Optional**  
*(Internally Fitted)*

**Output: ELJAN 6 = 3.32kW (11,340 Btu/h)**



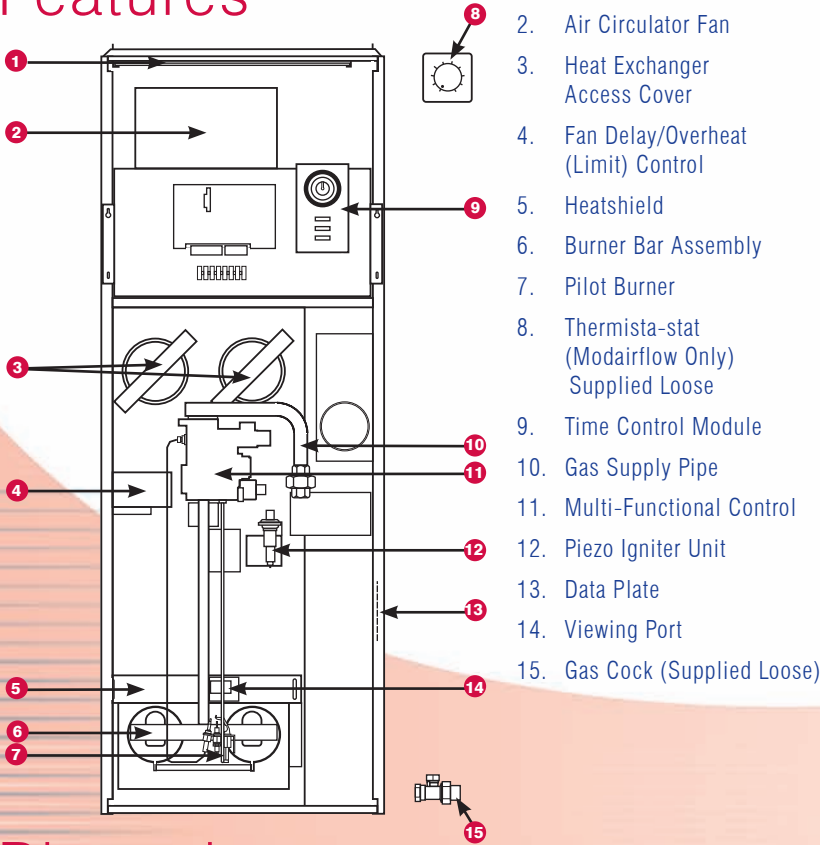
*Installation Options: Compartment, Free Standing or Slot Fix*

**Fully Compliant with  
PART L  
BUILDING REGULATIONS**


**RELIABILITY YOU CAN TRUST**

[www.johnsonandstarley.co.uk](http://www.johnsonandstarley.co.uk)

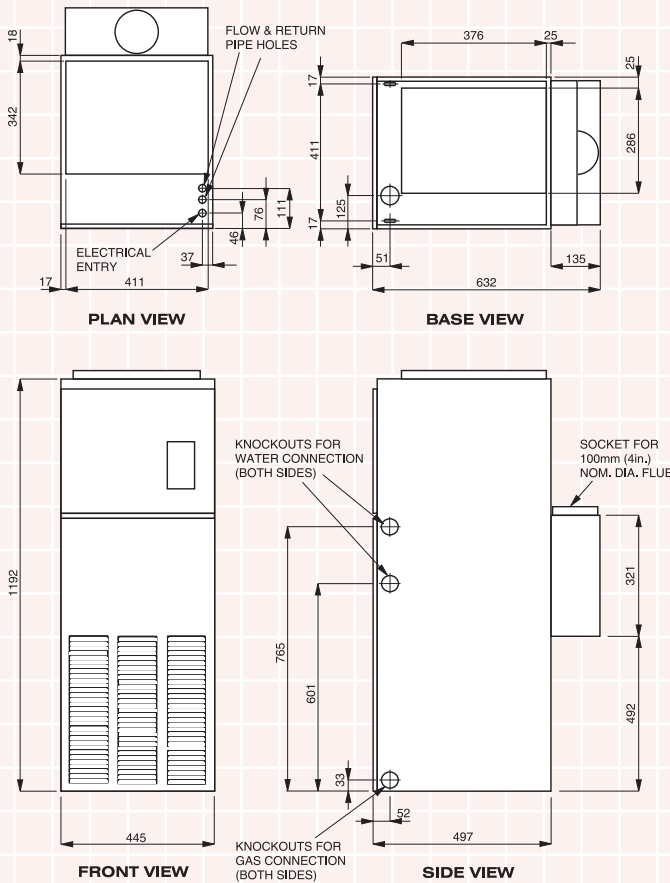
# Features



# Control Clock



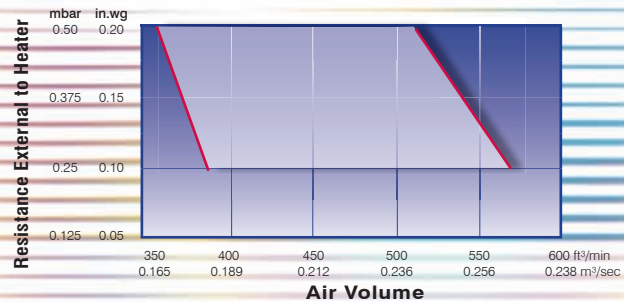
# Dimensions



# Specifications

HI-SPEC J50				
INPUT	kW	Btu/h	MJ/h	
Low	15.80	53,802	56.70	
High	19.50	66,500	70.20	
OUTPUT	kW	Btu/h	MJ/h	
Low	11.72	40,000	42.20	
High	14.65	50,000	52.75	
WEIGHT	Air Heater		Air Heater & Water Circulator	
	Kgs	lbs	Kgs	lbs
	54.5	120	60.5	133
Flue Diameter 100mm				
ELJAN 6 WATER CIRCULATOR (if fitted)				
INPUT	kW	Btu/h	MJ/h	
	4.4	15,000	15.83	
OUTPUT	kW	Btu/h	MJ/h	
	3.32	11,340	11.96	

# Fan Performance Graph



**RELIABILITY YOU CAN TRUST**

Rhosili Road, Brackmills, Northampton NN4 7LZ Telephone: 01604 762881 Fax: 01604 767408

In the interests of continuous development Johnson & Starley reserve the right to change specification without prior notice.

Publication No. ZZ993-4  
August 2009