

NEW from the pioneers of magnetic filtration

MagnaCleanse[®]

RapidFlush Filter

A more powerful system flushing solution for professionals



Plumbing Manufacturer of the Year



MORE power
MORE capacity
MORE robust



PROFESSIONAL HEATING SOLUTIONS

MagnaCleanse®

RapidFlush Filter

Best practice for professionals

The benefits of effective central heating system flushing are well known to professional installers. As market leaders in magnetic filtration, ADEY Professional Heating Solutions has advanced the technology further with the arrival of the latest MagnaCleanse® RapidFlush Filter.

The new generation RapidFlush Filter has been developed specifically for industry professionals to deliver the best possible system cleaning and maintenance standards.

The filter is compatible with all power-flush machines and for use with the MagnaCleanse process.

- Improved magnetic filtration – Up to 40% increase in capacity
- More powerful – 33% increase in magnet strength
- Removes ALL black iron oxide contamination in ONE pass
- Faster flushing times for MagnaCleanse® process and traditional power-flushes
- Improved EPDM pharmaceutical grade seals
- Improved high pressure thread system between canister and lid
- Stronger, rigid stainless steel link pipe
- No running costs
- Quick and easy chemical dosing



NEW case design

In addition to a raft of filter advances, an innovative approach has been applied to the RapidFlush Filter's outer case which not only provides greater protection, but forms an integral part of the successful flushing process.

- Stronger for improved durability
- Improved slide locking system
- Improved portable drip tray for easier cleaning
- Anti-slip grips to toolbox base
- Ergonomically designed handles



A smarter approach to system flushing

A single power-flush will remove an average of 3kg of sludge and other deposits from an ageing heating system. Where the system has incorrectly arranged cold feed and vent pipe, or where no inhibitor has previously been added, anything up to 7kg of sludge can be removed. In one case, more than 6kg of wet sludge was removed from a seven-radiator open-vented system.

Produced by the manufacturers of the award winning MagnaClean® Professional filter, the MagnaCleanse RapidFlush Filter has five times the capacity and is designed to remove all oxide particles and other debris in one pass. What enters the filter system is retained and prevented from re-circulating.

The robust filter consists of a unique swirl chamber, in the centre of which sits a powerful magnetic core.

The contaminated water returning from the system during a power-flush is forced around and along the length of the magnet where any oxide particles are exposed to the powerful magnetic field.

Particles are drawn towards the core and prevented from circulating back into the system. This continues until a saturation level is reached at which point no more build-up is possible.



Crucially, this saturation point is achieved before the unit is full, allowing full and free circulation of the system at all times – Unlike typical Y-strainer filters which clog up and experience a dramatic reduction in flow performance.

The *MagnaCleanse RapidFlush Filter* has two chambers in series, each with a 300mm magnet. This ensures that all returning water is exposed to a powerful 600mm of continuous magnetic field. There are no running costs. Once purchased, the *MagnaCleanse RapidFlush Filter* not only demonstrates to your customers the immediate benefits of system flushing, it also brings your business an instant financial return in time saving and referrals from satisfied customers.

Flushing in a fraction of the time with *MagnaCleanse*

MagnaCleanse is another industry breakthrough from ADEY. The process transforms traditional power-flushing and the new *MagnaCleanse RapidFlush Filter* has been designed to maximise benefits for installers.

- Up to three times faster than a standard power-flush
- Water savings of up to 90%
- More effective flushing results
- Cleanser remains concentrated within the system
- Cleanser remains heated within the system

VibraClean® key to success



Used in conjunction with ADEY's *VibraClean*, the *MagnaCleanse RapidFlush Filter* and the *MagnaCleanse* process is even more effective. It removes more sludge in 20 seconds than 30 minutes of operation without *VibraClean*. The precision radiator agitator liberates sludge and hardened deposits without the need to remove a radiator ever again.



For more information, visit www.adeysolutions.co.uk

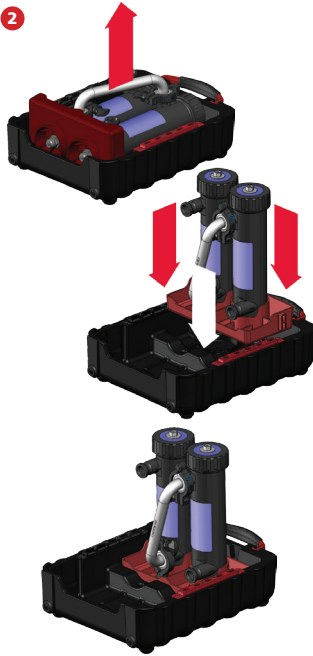
Set-up instructions

1



Lift the handle to unlock the box, slide and lift off the top case.

2



Lift the canisters from the base and slot into recessed area.

3



Remove the valve and camlock assembly from the parts box and attach to existing hose either from the *MagnaCleanse* connection kit or hose from your existing *PowerFlush* machine.

Your filter is now ready for use.

Please refer to the *MagnaCleanse* process instructions, or continue with the traditional power-flushing process.

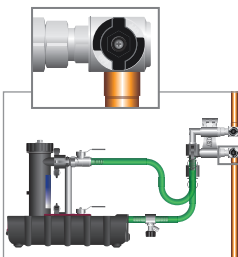
CAUTION

Stainless steel link pipe may become hot during operation. Handle with caution.

Cleaning instructions

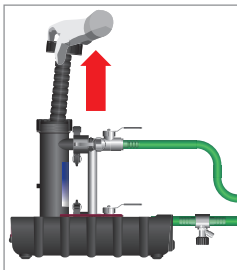
1

Turn the isolation valves to the OFF position and release pressure using the bleed valve.



2

Unscrew the black lid and remove the lid along with the attached magnet.



3

Wearing a disposable glove, grip one third of the sludge build-up. Gently twist and slide the deposit into a suitable container.



4

Repeat the process one third at a time, until the magnet is clean.

5

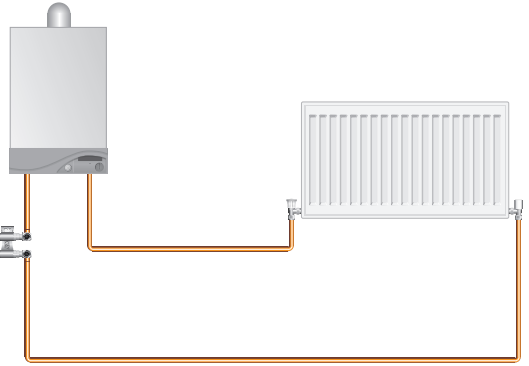
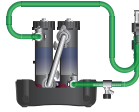
Carry out the same process on the other lid and magnet assembly as required.

N.B. This process may need to be repeated as appropriate and depending on the individual heating system.

Your questions answered

Q. Does the flow go into the top or bottom outlet?

A. The flow through *MagnaCleanse RapidFlush Filter* should enter the bottom right inlet and exit top left. This allows the *MagnaCleanse RapidFlush Filter* to collect large or heavy particles at the bottom of the filter and prevent them from continuing in the flow.



Q. Is the *MagnaCleanse RapidFlush Filter* compatible with other power-flushing machines?

A. Yes. The *MagnaCleanse RapidFlush Filter* is supplied with universal quick release couplings and is therefore adapted for use with all power-flush machines.

Q. Can the flow be reversed using the *MagnaCleanse RapidFlush Filter*?

A. This is not required when using the *MagnaCleanse* process because *VibraClean* provides the agitation required. If you are using a power-flushing machine linked to the *MagnaCleanse RapidFlush Filter*, we recommend when reversing the flow, that 15 seconds in each direction (forward, reverse, forward, reverse, forward) will agitate the water well and ensure that the sludge is mobilised. **Important: After agitating the water, be sure to set the flow direction so that the liberated sludge is caught by the *MagnaCleanse RapidFlush Filter* and does not pass back into the boiler.**

Q. Does the *MagnaCleanse RapidFlush Filter* have a sheath on the magnets?

A. No. As the *MagnaCleanse RapidFlush Filter* magnets are more powerful than our *MagnaClean* domestic products, a sheath is not included. To service, simply remove the lid assembly with the magnet attached and take to a bucket. Wearing gloves, remove a third of the sludge at a time and then replace lid and magnet into canister.

Q. Where should I fit the *MagnaCleanse RapidFlush Filter* on the system circuit?

A. In order to achieve best performance, it is recommended that the *MagnaCleanse RapidFlush Filter* operates between the last radiator on the system and the boiler. When carrying out a *MagnaCleanse*, it is important that the filter is placed in the above location.

Q. What temperature does the *MagnaCleanse RapidFlush Filter* operate to?

A. The *MagnaCleanse RapidFlush Filter* operates to temperatures up to 100°C.

Q. Can I use chemicals with the *MagnaCleanse RapidFlush Filter*?

A. Yes. The *MagnaCleanse RapidFlush Filter* can be used with any of the leading chemical or acids on the market. It is also possible to use the large black canisters as a dosing vessel to release chemicals into the system.

Q. Can the *MagnaCleanse RapidFlush Filter* be used with the *MagnaCleanse* process?

A. Yes. The product has been designed specifically for use in conjunction with both the *MagnaCleanse* process and traditional power-flushing. For more information on the *MagnaCleanse* process, please refer to our information leaflet which is available at www.adeysolutions.co.uk or by calling **01242 546700**.

MagnaCleanse[®]

RapidFlush Filter

ADEY's industry flushing recommendation

It's not possible to 'sand-blast' a heating system back to the metal. To do so requires an acid so powerful it would eat through steel and copper – Not recommended.



We recommend the installation of the award winning *MagnaClean Professional* domestic filter following a power-flush. We also recommend that *MagnaClean Professional* is fitted with every new boiler to provide ongoing maintenance and protection against the damaging effects of black iron oxide.

Effective magnetic filtration improves the performance of the boiler and extends its operational life.

Helping the environment

Independent research has shown that the adoption of magnetic filtration also contributes to a greener environment reducing household heating energy consumption by up to 6% annually for a typical three-bedroom dwelling.

Heating system CO₂ emissions are also reduced by a similar 6% margin a year with a 30% reduction in maintenance call-outs bringing further significant indirect carbon footprint benefits.

Put *MagnaCleanse RapidFlush Filter* to work for you

To discover a more powerful, faster and more effective central heating system flushing solution, ask your supplier about the *MagnaCleanse RapidFlush Filter* or call **01242 546700** NOW.



ADEY

PROFESSIONAL HEATING SOLUTIONS

Telephone: 01242 546700 Email: info@adeysolutions.co.uk

www.adeysolutions.co.uk



Produced from recycled material