

SCHIEDEL




THE RIGHT FLUES FOR STOVES, INSERTS AND COOKERS

Meeting all Document L requirements.

SCHIEDEL
RITE-VENT
SCHIEDEL
ISOKERN®

What does Document L mean for you?



Lower your carbon count

The introduction of Document L1a means that all new build developments must comply with stringent new rules aimed at reducing carbon emissions from houses by 20%. By choosing an appropriate secondary heating appliance and an efficient chimney/flue system, you can help meet the Government's target without compromising on the cosy focal point that truly makes a house a home.

Document L assumes two types of heating – primary central heating, and secondary heating from room heaters. The SAP calculation used to determine the carbon emissions assumes the secondary heating to be electric.

Electricity is a more carbon intensive energy source than wood, dual fuel (a mix of wood and solid fuel), gas or oil. This assumption gives you the opportunity to make a

carbon saving by substituting electric with another fuel and an efficient appliance, open or glass fronted. By using a carbon efficient secondary heat source you can gain carbon credit to offset against other aspects of construction, like insulation or glazing.

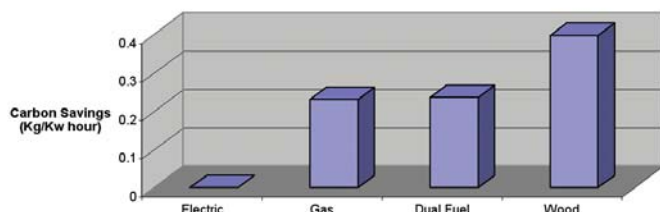
Chimney Specification

The carbon saving can be increased further by using a chimney that has a diameter of less than 200mm, as this halves the assumed air flow in the chimney. Most modern appliances can work efficiently with a properly insulated chimney of less than 200mm. It is important to note that there is no benefit in using a flueless appliance, as the air flow will be assumed to be the same as a 200mm chimney.

Choosing your appliance at the planning stage is now crucial

Both primary and secondary heating MUST be specified at the design stage if the required carbon savings are to be realised. This is a big change in our thinking as the choice of appliance would usually have been left until building was complete or the house occupied. If the choice is not made before the build, the SAP programme will default to the worst case scenario.

Other Fuel Carbon Emissions Compared with Electricity



Pumice for durability



The Schiedel Isokern chimney systems provide a lightweight, easily installed and versatile chimney. The systems are suitable for use with gas, oil, solid fuel and wood burning appliances in new and refurbished projects.



■ DM (Double Module) Chimney Systems

The double wall system maintains flue gas temperatures while preventing heat transference to the outer casing. The separation of the inner and outer components also allows for thermal movement, reducing the risk of cracking and subsequent leaking or staining. It is simple and quick to build.



■ Fire Chests

The Isokern range of fire chests are supplied as flat packs. They can be easily and quickly constructed to produce a neat and preformed fire opening ready for finishing. The Manor Fire Chest provides the opportunity to create fire openings up to 1.25M wide.



■ Flue Liners

The Isokern Flue Liner range consists of round and oval liners in a wide variation of diameters to suit most applications. The liners can be used to reline an existing chimney as well as in new build.

Steel for flexibility and design



The range and quality of Schiedel Rite-Vent flues is second to none. We have built our reputation on reliability and have the quality certificates to back it up. The products can be used in both new and renovation projects.



■ **ICS Twin wall insulated chimney system for gas, oil, wood and multi-fuel.**

- Stoves including pellet stoves and open fires
- Atmospheric & condensing applications
- Oil and gas appliances up to 150kw
- 80 - 300mm Internal Diameter



■ **Prima Plus 1mm Single wall stainless steel flue systems for gas, oil, wood and multi-fuel.**

- Flexible connection between stove or boiler and chimney
- Fluing atmospheric and condensing stoves and boilers
- Can be painted
- 80 - 755mm Diameter Range



■ **Flexible Liners For relining existing chimneys to take gas, oil and multi-fuel appliances including stoves & open fires.**


- Single skin Wonderflex and Triplelock for gas and oil (28 sec)
- Twin skin Turboflex Plus for oil and multi-fuel
- Diameter range 80 - 400mm

Schiedel Chimney Systems

Although Schiedel Chimney Systems is a relatively new name in our market place it is the market leader in chimney systems in Europe. With the acquisition of Rite-Vent Schiedel is now the leading supplier of chimneys in the UK and Ireland, with the widest choice of chimney systems and technical service in the country. Schiedel Chimney Systems can offer you the right solution for all your flue requirements in the most suitable material – ceramic, pumice and steel.



NEW PRODUCT



Create a unique design feature for your home with the Schiedel Kerastar chimney system.

- **Striking design feature**
- **Ideal for new build, extensions and renovation especially if no chimney currently exists**
- **Light and easily constructed. No additional casing is required**
- **Suitable for all fuels**

The innovative Schiedel Ceramic profiled liner is used to form the inner surface of the pipe. It is non-porous & highly resistant to corrosion.

The insulation is created by 60mm thick high quality mineral fiber. There are no heat bridges because the insulation runs continuously along the length of the chimney.

The components are easily locked together with locking bands.

The outer wall is made of highly polished AISI 304 stainless steel.

SCHIEDEL
KERASTAR



TYPICAL STOVE INSTALLATIONS

